



Jesus is Baptized

Luke 3:1-22

God Statement: Jesus is Our Hope

KEY VERSE:

“Let your light shine so that others can see it...” Matthew 5:16, NIRV

CHECK-IN

(until 15 minutes after the start of each service)

Purpose: To build relationships with families and help parents feel comfortable leaving their child.

As parents check-in their child at your classroom, try to welcome them by name to help them feel secure in leaving their child in your care. Once you’ve completed each of the check-in procedures, welcome the child into your classroom and encourage him/her to play with the classroom toys and activities. If you have LITs in your classroom, this is a great time for them to help engage with the kids while you continue checking in the kids.

If a child is upset or reluctant to enter the room, encourage him or her by offering toys, books or other fun items. If a child is still upset, let the parents know that we will text them if their child continues to be upset. Then, offer to carry the child into the classroom and try to calm the child with toys or other activities.

Use the “Connect” reminder (listed below) to help kids feel comfortable and safe in your class!

CONNECT WITH KIDS

Purpose: Building relationships & prioritizing safety for our youngest children.

Our goal, first and foremost, when serving babies and young toddlers is to prioritize building trusting relationships and the feeling of safety. We build trust with our littlest kids by meeting needs and helping them learn that church is a secure place where they are loved, known and safe.

The 4 Ss are a simple way to keep our hearts and minds focused on this:

When a child feels...(most of the time)

SAFE: physically and emotionally

SEEN: known and understood
SOOTHED: calmed and supported
They can become **SECURE**.

EXPLORE ACTIVITY

(10 minutes)

The Explore Activity is a chance to get the kids thinking about the upcoming Bible story for the day. Encourage your kids to engage with the activity as they prepare for the lesson.

DISCUSS: Jesus is Our Hope

In today's lesson, we are going to learn that Jesus is our hope:

Say: *Jesus is our hope. He gives us our life. We can read those words in the Bible.
The free gift of God is eternal life with Jesus! Romans 6:23*

MAKE: Jesus Is Baptized Craft

Supplies: *crayons, craft stick, Jesus printout, ½ sheet river coloring page, glue, scissors*

Directions: Give each child a ½ sheet craft page and the Jesus printout to start coloring. Encourage the kids to use the blue crayons to color the water. Then, cut a slit in each child's paper big enough for the Jesus figure to fit through. Help kids glue the Jesus printout onto the craft sticks. Then show the kids how to use the slit to make it look like Jesus is getting baptized.

Say: *Jesus does everything God wants Him to. When Jesus was a grown up, God wanted Him to be baptized to show that He was following God. Baptism is a special time when a person wants to follow God, so a pastor helps them go under the water for a second and come right back up to show that they believe in Jesus and want to follow God. We can make this little picture to help us remember that Jesus followed God by being baptized.*

While you are working with each child:

- Talk about ways we can follow Jesus and how much He loves us.
- Talk about examples in their lives that they can follow – older brothers/sisters, mom/dad, grandparents, teachers, etc.

CLEAN UP

(5 minutes)

Have the children begin cleaning up as you transition into Large Group time. All the toys should be put away by the end of clean up time.

Try singing: "Clean up, clean up, everybody do your share. Clean up, clean up, everybody everywhere."

LARGE GROUP

(15 minutes)

After clean up, have your class gather around the story time rug/blanket/squares and Hamilton's house for Large Group time.

WELCOME & PRAYER

Tell the kids you are so excited to have them joining you this morning and give them a brief explanation of Large Group and the expectations of them during this time. After going over the expectations, pray to open large group time.

WORSHIP

(5-7 minutes)

Purpose: Engage our youngest children through the power of music!

Use the Little Kids music videos on Plex (Miss Mindy) to sing some simple songs with your class. To access these videos, go to Plex > Videos > EC > 2s/3s folder.

- *God is so Good*
- *My God is so big*
- *Only God can do*

READ A BIBLE STORY

Purpose: Engage our youngest children in a meaningful way by teaching God's word!

This week, read about a story about how Jesus is Baptized in *Jesus Storybook Bible* on **pages 202-207**

BIG IDEA:

We can follow the example that Jesus set while He lived on earth.

As you read, try to engage the child(ren) even more by pointing to the pictures as your read, allowing the kids to turn the page or repeating key words and phrases. It's ok if you don't read every word on the page! Kids have very short attention spans (1 minute for each year of age) so try to keep your interactions short and don't get discouraged if a child loses focus!

BIBLE STORY (5-7 minutes)

THIS WEEK'S LESSON: Jesus Is Our Example – Jesus is Baptized

Using the props and Hamilton puppet, tell the story for the day. Make sure to keep it brief and engaging by asking the kids questions throughout and using Hamilton to keep their attention.

Prepare ahead: paper flower demonstration – color flower, fill tray with a little bit of water

Invite Hamilton to come out and see the class.

Say: Hi Hamilton! We're going to talk about Jesus today. Remember when Baby Jesus was born? ***Hamilton nods excitedly.*** Now Jesus is all grown up. He wants to follow God His Father. So He gets baptized! When someone gets baptized, they feel all clean and new inside. Sort of like this flower. See this paper flower? ***Hold up paper flower for Hamilton to look at.***

Say: We colored it to make it pretty. Now we're going to fold it all up. Here Hamilton, hold this for me while we get the water ready. ***Pass the flower to Hamilton to hold.***

Fold the petals into the center of the flower. Pour some water into the dish so it is about an inch deep.

Say: Let's watch what happens. ***The flower should unfold slowly.*** See, it's like the flower is alive! Just like we can have new life in Jesus! Let's read our Bible story together to learn more about when Jesus was baptized, kind of like this flower.

Read the Bible lesson from the "Jesus Storybook Bible" on pg. 202-207.

Say: What an amazing story that shows us that Jesus is our hope! Hamilton, thanks for helping us with that demonstration. We'll see you later! Everyone, let's wave goodbye to Hamilton. ***Wave goodbye to Hamilton.***

SAY IT OUT LOUD! (30 seconds)

This is the opportunity to remind the children of the God Statement for the day. Even if they struggle to pay attention during the lesson, this part is important to do every week.

We are learning that Jesus is our Hope. *Point to the large poster that will be on the wall in your class all quarter: "Jesus is our Hope!" (Have the kids shout it out together multiple times) "*

WORSHIP RESPONSE (2 minutes)

Worship Response is an opportunity for the kids to apply what they just learned and to respond to what God is doing in their life. *Have the kids sit in a place where they can be still and reflect independently.* Then read through the Worship Response prompts below as you lead the kids through the time.

Encourage class to sit quietly.

Say: We want to follow Jesus. Let's think about how we can follow Jesus' example.

- He wants us to be kind. Are you kind?
- He wants us to be loving. Are you loving?
- He wants us to obey our parents. Do you obey your parents?

Let's tell Jesus we will follow Him. Let's say together, Jesus, we will do what you want us to. We will follow you. **Repeat a couple of times.** He is our Hope.

Pray to close Large Group time out.

BLESSING (1 minute)

Read the verse and blessing over the kids before closing Large Group. Encourage the kids to stand and open their hands to receive the blessing as a truth that they can take with them this week and hide in their hearts.

Friends, remember that Jesus is calling you to follow Him. Do what He does by being kind, loving and obedient.

PLAY!

Purpose: Engage our youngest children by playing games and having fun!

While your class can participate in free play for most of the remaining classroom time, please try to lead at least one structured activity with your class. This is a great opportunity to introduce kids to classroom games and encourage interaction and participation with others.

MAKE & PLAY: Flower Object Lesson – Baptism

Supplies: paper flowers, crayons, tray with small layer of water in it from Bible lesson

Directions: Pass out a flower for each child to color. After kids have finished coloring, invite them one at a time to come to the table and help them fold the flower petals up. Then, let the child set the folded paper flower in a shallow pan of water. Watch how the flower unfolds slowly. Invite one kid or a few kids at a time to participate in the object lesson.

Say: *Friends, God makes us new when we choose to follow Him! Jesus showed us how baptism is a way for us to open up to new life in God. Let's all take turns trying the flower demonstration that I showed you earlier with Hamilton.*

Suggestions of activities:

- Hide an object and let kids find it
- Name and count parts of the body
- Discuss colors & numbers
- Turn on music and play freeze dance
- Have kids follow simple instructions (hop, sit down, clap, etc.)
- Read a board book
- Build a tower and let kids knock it down




- Play with a ball

CHECK-OUT


(end of service)

As parents arrive for check-out, the kids can continue participating in free play. Follow the check-out procedures for your classroom, making sure to send all of the child's belongings (diaper bag, bottle/sippy cup, pacifier, blanket, etc.) with the parent.

Give the parent encouragement about how the child did in your class and say "Bye (child's name)!"



**Jesus Is Baptized
Luke 3:1-22**



**Jesus Is Baptized
Luke 3:1-22**

