



God is Faithful!

1 Samuel 16 & 17, 1 Kings 3

God Statement: God Is Faithful!

KEY VERSES:

“Be strong and brave.” (Joshua 1:9a, NIRV)

CHECK-IN

Purpose: To build relationships with families and help parents feel comfortable leaving their child.

As parents check-in their child at your classroom, try to welcome them by name to help them feel secure in leaving their child in your care. Once you’ve completed each of the check-in procedures, welcome the child into your classroom and encourage him/her to play with the classroom toys and activities. If you have LITs in your classroom, this is a great time for them to help engage with the kids while you continue checking in the kids.

If a child is upset or reluctant to enter the room, encourage him or her by offering toys, books or other fun items. If a child is still upset, let the parents know that we will text them if their child continues to be upset. Then, offer to carry the child into the classroom and try to calm the child with toys or other activities.

Use the “Connect” reminder (listed below) to help kids feel comfortable and safe in your class!

CONNECT WITH KIDS

Purpose: Building relationships & prioritizing safety for our youngest children.

Our goal, first and foremost, when serving babies and young toddlers is to prioritize building trusting relationships and the feeling of safety. We build trust with our littlest kids by meeting needs and helping them learn that church is a secure place where they are loved, known and safe.

The 4 S’s are a simple way to keep our hearts and minds focused on this:

When a child feels...(most of the time)

SAFE: physically and emotionally

SEEN: known and understood

SOOTHED: calmed and supported

They can become **SECURE**.

READ THE BIBLE STORY


Purpose: Engage our youngest children in a meaningful way by teaching God's word!

This month, read a short story about Joshua and the Battle of Jericho from ***The Big Picture Story Bible***

Try to engage the child(ren) even more by pointing to the pictures as you read, allowing the kids to turn the page or repeating key words and phrases. It's ok if you don't read every word on the page! Kids have very short attention spans (1 minute for each year of age) so try to keep your interactions short and don't get discouraged if a child loses focus!

February 5th/6th and 19th/20th Read
Pages 156 - 173 about David

February 26th/27th
Read Pages 174 - 185 about Solomon



SING SONGS

Purpose: Engage our youngest children through the power of music!

Use the Little Kids music videos on Plex to sing some simple songs with your class. To access these videos, go to Plex > Videos > EC > Babies folder.

This month, focus on singing these songs:

- Jesus Loves Me
- My God is so Big
- Thank You God
- Joshua 1:9

LEAD AN ACTIVITY

Purpose: Engage our youngest children by doing a variety of learning activities!

WEEK 1 (FEB. 5 & 6) – DAVID AND GOLIATH COLORING PAGE


Help the children work on their fine motor skills by coloring the coloring page.

Craft Instructions:

- Help the child color their picture
- Give them 1 or 2 options of crayons and assist them with coloring, as needed

While the children are coloring:

- Summarize the story of David while you help the child color. **Say:**
 - God chose David to battle Goliath
 - God gave David courage to battle Goliath
 - God had a plan for David to be king and God always keeps His promises
 - Give some age appropriate examples about keeping a promise (even if the kids are young and may not comprehend what you're saying, this is a great opportunity to start sharing these concepts and messages with the kids)
 - **Example:** When mom and dad go drop you off at church, they promise they will come back and pick you up – and they always do!
- **Pray with the kids – teach them how to fold their hands and close their eyes while you pray**
 - Pray Joshua 1:9 over the kids – “God, help us be strong and brave. Help us to not be afraid because you’re the Lord our God. We know you are with us everywhere we go!”



WEEK 2 (FEB. 12 & 13) – VALENTINES BEAR FOOTPRINT CRAFT

Work one on one with each child to help them make this footprint craft as a reminder about God's Love as we celebrate the holiday of loving others.

Craft Instructions:

- Before starting, find a clear space to work where other kids cannot get into the supplies. Make sure you have wet wipes nearby and all other supplies ready before starting!
- Bring each child over to work on the project one at a time
- Take off the child's shoes and socks
- Use the paint brush to spread a thin layer of paint onto the child's foot



- Push the child's foot (with paint) onto the page, then use a wipe or paper towel to clean their foot off
- Put the child's socks and shoes back on and place the craft in an area where it can dry safely without kids touching it
- Add a cute little "pom-pom tail" and draw ears to the child's footprint to make it resemble the back of a bear
- Write the name of the child along with the date and the location (Woodmen Kids) on the child's craft so the parent(s) can keep it as a keepsake

While the children are doing the craft:

- Talk about how God loves us so so much. **Say:**
 - God showed His love to us by giving us the best gift of Jesus!
 - When we celebrate Valentines Day, we show God's love to each other
 - We can show God's love to others every day!
 - Give age-appropriate examples of how kids can show love to each other (even if the kids are young and may not comprehend what you're saying, this is a great opportunity to start sharing these concepts and messages with the kids)
 - Examples: Using nice words, giving hugs, sharing toys, being nice
- **Pray with the kids – teach them how to fold their hands and close their eyes while you pray**
 - **Pray 1 Corinthians 13:7 over the kids – "Love bears all things, believes all things, hopes all things, endures all things. God, help us to love others every day!"**

WEEK 3 (Feb. 19 & 20) – CROWN CRAFT

Help the children work on their fine motor skills by coloring and decorating a paper crown.

Craft Instructions:

- Help the child color their crown
- Give them 1 or 2 options of crayons and assist them with coloring, as needed
- Help the child pick out a couple stickers and assist them with putting it on the crown
- Attach pipe cleaners to the sides of the crown and twist them together so the crown can fit on the child's head



While the children are coloring:

- Summarize the story of David while you help the child color. **Say:**
 - God chose David to battle Goliath
 - God gave David courage to battle Goliath
 - God had a plan for David to be king and God always keeps His promises

- Give some age appropriate examples about keeping a promise (even if the kids are young and may not comprehend what you're saying, this is a great opportunity to start sharing these concepts and messages with the kids)
 - **Example:** When mom and dad go drop you off at church, they promise they will come back and pick you up – and they always do!
- **Pray with the kids – teach them how to fold their hands and close their eyes while you pray**
 - Pray Joshua 1:9 over the kids – “God, help us be strong and brave. Help us to not be afraid because you’re the Lord our God. We know you are with us everywhere we go!”

WEEK 4 (Feb. 27 & 28) - SOLOMONS HOUSE


Help the children work on their fine motor skills as well as learning their colors and shapes as they complete this shape matching activity.

Craft Instructions:

- Work one on one with each child to complete this activity
- Allow the child to pick a shape – say the name and color of each shape as they pick them
- Help the child match where the shape goes on their page
- Talk about whether the shape fits or not, then tape/glue the shape to the paper

After the children do the activity:

- Talk about the story of Solomon (Page 174-185). **Say:**
 - Solomon was David’s son
 - He became the new king
 - Solomon loved God very much so God gave Solomon wisdom
 - Do you know what wisdom is?
 - Wisdom means God helped Solomon know what he needed to know
 - Sometimes we call this being “smart” and we can have wisdom too!
 - Wisdom us make the right choices, like listening to mom and dad
 - Let’s point to our heads and say “wisdom” together
 - Just like we are learning our colors and shapes, God tells us everything we need to know – He has a plan for each of us and He gives us wisdom!
- **Pray with the kids – teach them how to fold their hands and close their eyes while you pray**
 - Pray Joshua 1:9 over the kids – “God, help us be strong and brave. Help us to not be afraid because you’re the Lord our God. We know you are with us everywhere we go!”



PLAY!

Purpose: Engage our youngest children by playing games and having fun!

While your class can participate in free play for most of the remaining classroom time, please try to lead at least one structured activity. This is a great opportunity to introduce kids to classroom games and encourage interaction and participation with others.

Suggestions of activities for Babies & Younger 1 Year Olds:

- Play Peek-A-Boo
- Read a board book
- Build a tower and let kids knock it down
- Play with a ball
- Roll a large car back and forth
- Take turns putting toys in a bin or bucket

Suggestions of activities for Older 1 Year Olds & 2 Year Olds:

- Hide an object and let kids find it
- Name and count parts of the body
- Discuss colors & numbers
- Turn on music and play freeze dance
- Have kids follow simple instructions (hop, sit down, clap, etc.)

CHECK-OUT

(end of service)


As parents arrive for check-out, the kids can continue participating in free play. Follow the check-out procedures for your classroom, making sure to send all of the child's belongings (diaper bag, bottle/sippy cup, pacifier, blanket, etc.) with the parent.

Give the parent encouragement about how the child did in your class and say "Bye (child's name)!"

PLEASE RETURN:

Use this checklist of items to return at the end of the month.

Note: Please keep "The Big Picture Story" Bibles at your campus



Goliath



David

I Love You Bear-y Much

***“Love Bears all Things, Believes
all Things, Hopes all Things,
Endures all Things.”
– 1 Corinthians 13:7***

